

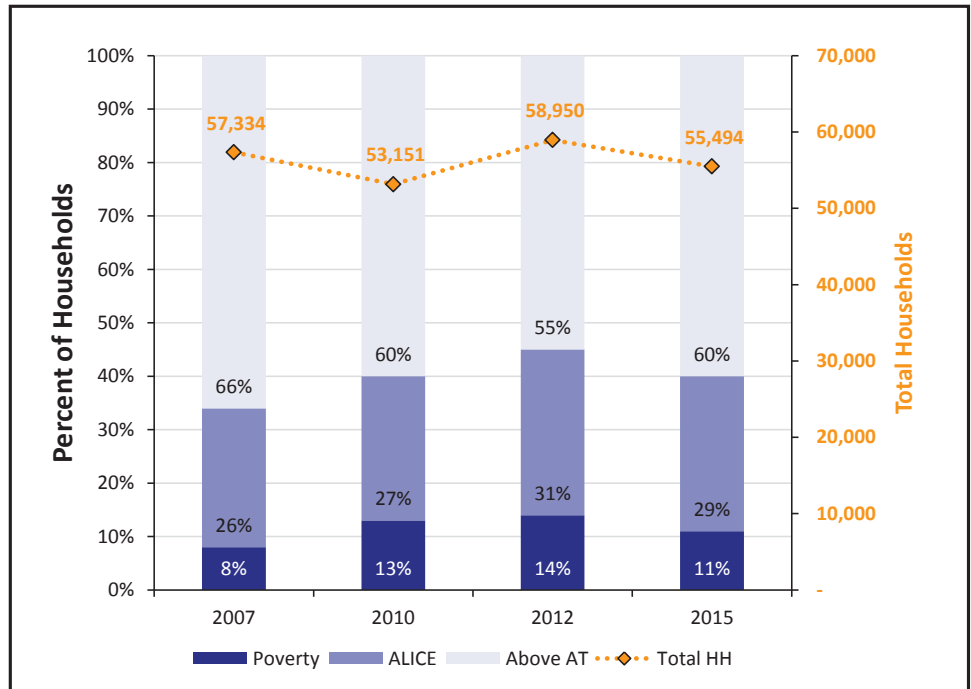
ALICE IN INDIAN RIVER COUNTY

Population: 147,919 | **Number of Households:** 55,494
Median Household Income: \$49,379 (state average: \$49,426)
Florida Underemployment Rate for 2015: 11.5%
Households Below ALICE Threshold: 22,005 (40%)

How many households are struggling?

ALICE is an acronym for **A**sset **L**imited, **I**ncome **C**onstrained, **E**mloyed – households that earn more than the Federal Poverty Level, but less than the basic cost of living for the county (the ALICE Threshold, or AT). Combined, the number of poverty and ALICE households equals the total population struggling to afford basic needs. The percentage of households below the ALICE Threshold changes over time (left axis, blue bars) as does the total number of households (right axis, dotted yellow line). The Great Recession, from 2007 to 2010, caused hardship for many families. Conditions started to improve in 2010 and 2012 for some, but not for all.

Households by Income, 2007 to 2015



What does it cost to afford the basic necessities?

The bare-minimum Household Survival Budget does not include any savings, leaving a household vulnerable to unexpected expenses. ALICE households typically earn above the Federal Poverty Level of \$11,770 for a single adult and \$24,250 for a family of four, but less than the Household Survival Budget.

Household Survival Budget, Indian River County

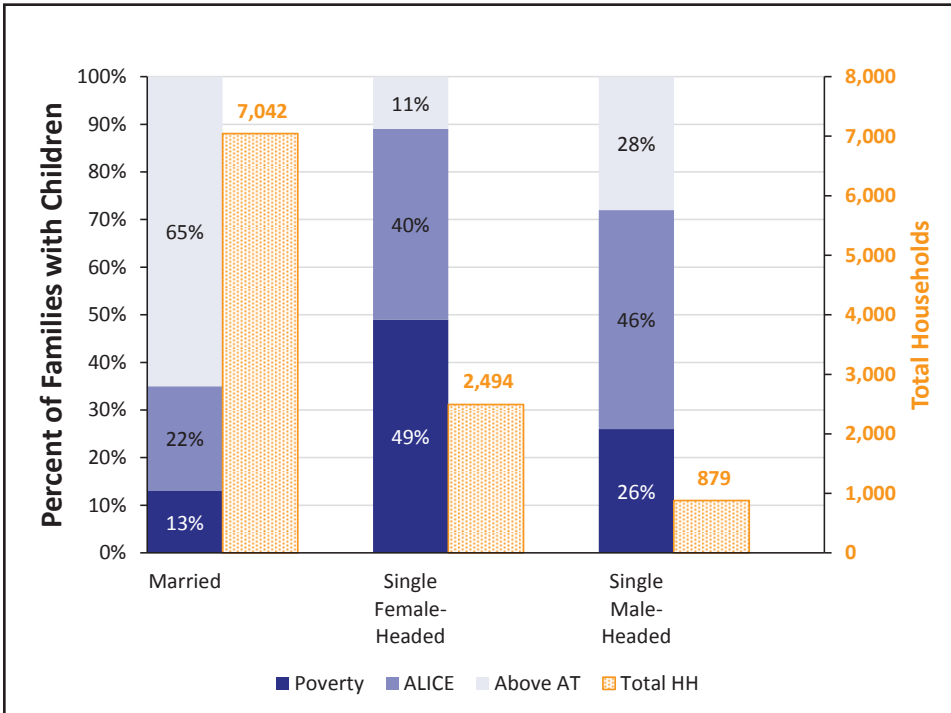
	SINGLE ADULT	2 ADULTS, 1 INFANT, 1 PRESCHOOLER
Monthly Costs		
Housing	\$532	\$821
Child Care	\$-	\$940
Food	\$165	\$547
Transportation	\$322	\$644
Health Care	\$165	\$634
Miscellaneous	\$135	\$382
Taxes	\$170	\$236
Monthly Total	\$1,489	\$4,204
ANNUAL TOTAL	\$17,868	\$50,448
POVERTY ANNUAL TOTAL	\$11,770	\$24,250

Sources: 2015 Point-in-Time Data: American Community Survey. ALICE Demographics: American Community Survey; the ALICE Threshold. Budget: U.S. Department of Housing and Urban Development (HUD); U.S. Department of Agriculture (USDA); Bureau of Labor Statistics (BLS); Internal Revenue Service (IRS); Florida Department of Education, Office of Early Learning.

How many families with children are struggling?

Children add significant expense to a family budget, so it is not surprising that many families with children live below the ALICE Threshold. Though more Indian River County families are headed by married parents, a greater percent of single parent families have income below the AT (left axis, blue bar). Total number of families in each category are reflected by dotted yellow bars (right axis).

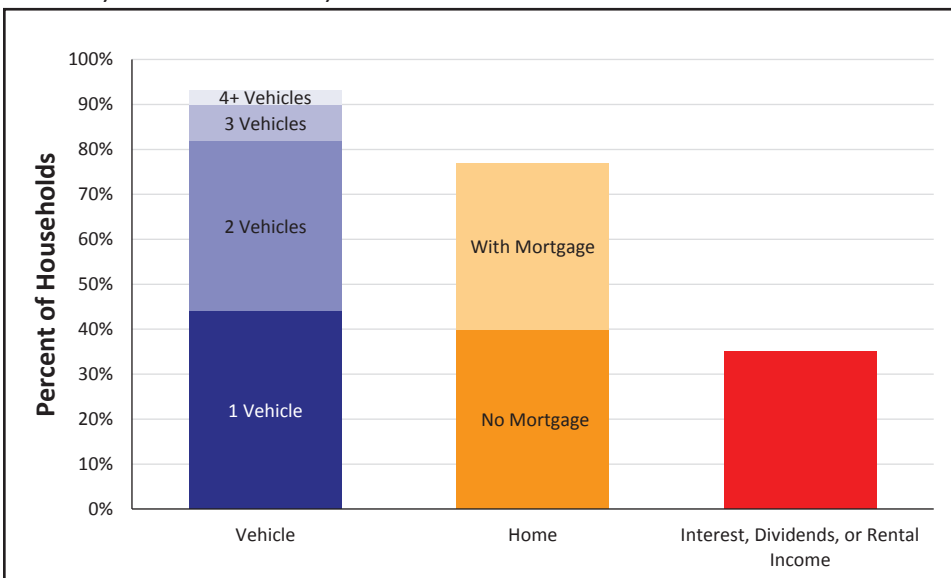
Families with Children by Income, 2015



What assets do households have?

Ownership of assets can contribute to stability of households. Yet few families in Indian River County own liquid assets, such as a savings account, 401(k) plan, or rental income, that are readily available to cover emergency expenses. Vehicles, the most common asset, depreciate over time. Homeownership, the next most common asset, can build wealth, but is not a liquid asset.

Assets, All Households, 2015



Indian River County, 2015		
Town	Total HH	% ALICE & Poverty
Fellsmere	1,260	81%
Fellsmere CCD	6,977	52%
Florida Ridge CDP	7,166	49%
Gifford CDP	3,801	62%
Indian River Shores	2,139	17%
Roseland CDP	703	25%
Sebastian	9,172	42%
South Beach CDP	1,621	14%
Vero Beach	7,174	51%
Vero Beach CCD	50,848	43%
Vero Beach South CDP	9,405	47%
Wabasso Beach CDP	861	31%
West Vero Corridor CDP	3,992	48%
Winter Beach CDP	801	26%

Note: Municipal-level data on this page is for Places and County Subdivisions, which include Census Designated Places (CDP), and Census County Divisions (CCD), relatively permanent statistical areas delineated cooperatively by the Census Bureau and state and local government authorities. These are overlapping geographies so totals will not match county-level data. Municipal-level data often relies on 5-year averages and is not available for the smallest towns that do not report income.